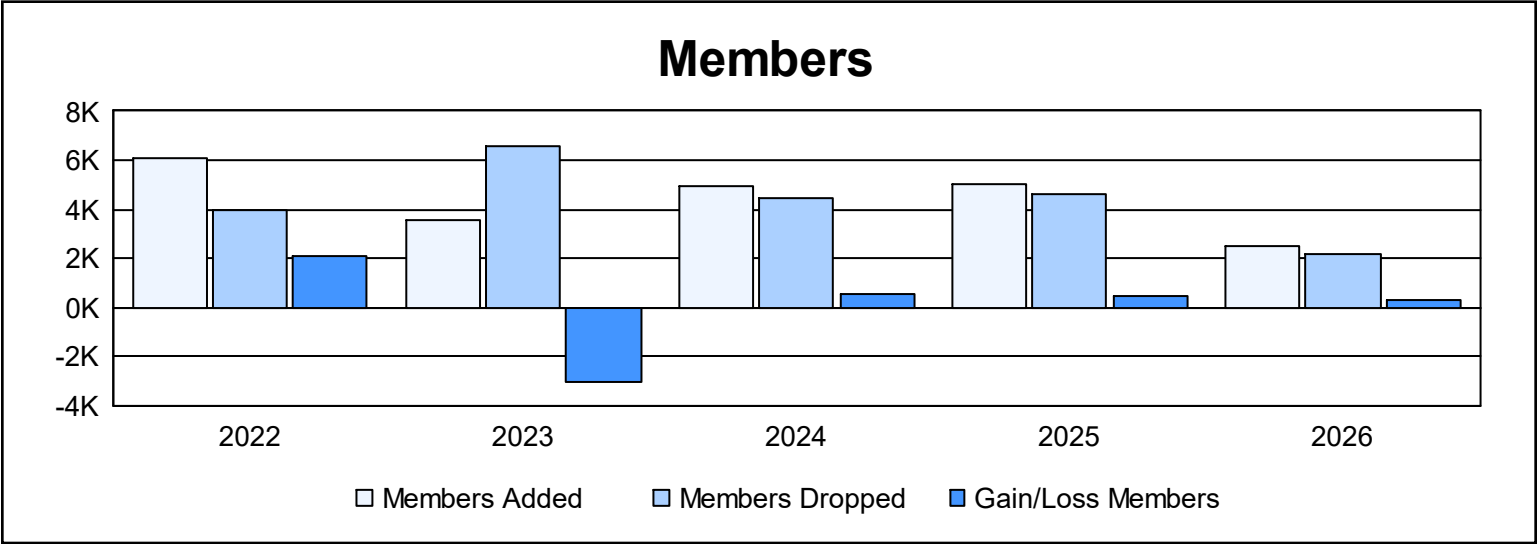
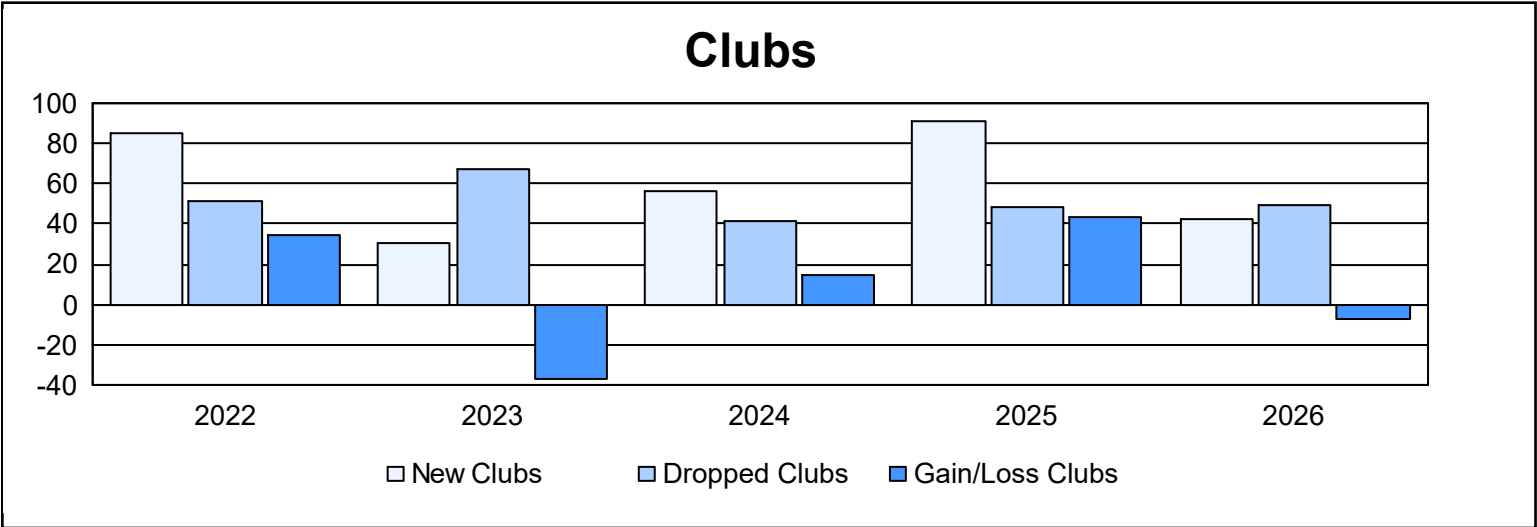
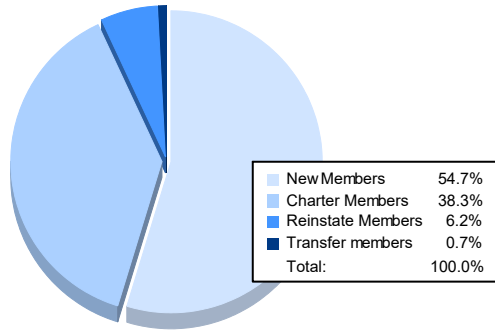


Year	New Clubs	Dropped Clubs	Gain/ Loss Clubs	New Members	Charter Members	Reinstate Members	Transfer Members	Total Member Added	Total Members Dropped	Gain/ Loss Members
2021-2022	85	51	34	2,561	2,931	525	87	6,104	3,991	2,113
2022-2023	30	67	-37	1,874	1,032	601	62	3,569	6,577	-3,008
2023-2024	56	41	15	2,064	1,871	922	88	4,945	4,414	531
2024-2025	91	48	43	2,026	2,057	835	110	5,028	4,604	424
2025-2026	42	49	-7	1,368	959	156	18	2,501	2,197	304
Average	61	51	10	1,979	1,770	608	73	4,429	4,357	73



Membership Composition

December 2025 Cumulative



Gender Composition

December 2025 Cumulative

